

CHEF BASE (FOUR DRAWER) SIDE MOUNTED CONDENSING UNIT

Project Name: _____

Project Location: _____

Model #: _____ Quantity: _____

Available Warehouse: _____

ECB Series Model: ECB96D4



Refrigeration System

- Side mounted, self-contained and fully detachable Blizzard R290 condensing unit uses environmentally friendly, EPA-compliant R290 refrigerant with zero (0) Ozone Depletion Potential (ODP) and three (3) Global Warming Potential (GWP). Blizzard R290 is easily replaceable and requires no on-site brazing.
- Electronically commutated (ECM) fan motors achieve rapid cooling with less energy consumption.
- Full-length air duct system ensures optimal circulation of cold air.
- Time-initiated and temperature-terminated auto defrost cycle for seamless operation.
- Large capacity, corrosion-resistant condenser and evaporator coils.
- Self-maintaining, energy-efficient condensate drain pan requires no external drains or electric heaters.
- High performance, auto-reverse condenser fan motor supports compressor ventilation and condenser coil cleaning. Refer to owner's manual for full maintenance instructions.
- Pressure relief devices allow smooth access to cabinet interior when re-opening drawers.
- Pre-wired and ready to plug, 115V/60Hz/1Ph, NEMA 5-15P.

Cabinet Construction

- Heavy duty stainless steel interior / exterior with rounded corners for a hazard-free workspace.
- Open spaced interior with no walls between compartments.
- Galvanized steel bottom and rear.
- 2.5" thick high density polyurethane insulation.
- 16-gauge stainless steel worktop is built with unique air chamber and vents that channel heat produced by mounted cooking equipment away from the unit. Additional layer of high grade insulation material withstands extreme heat. These features prevent the worktop from heat-induced warping, keep the cabinet cold and reduce overall energy costs.
- Thick gauge stainless steel corner guards keep mounted cooking equipment from sliding off the worktop.
- Heavy duty stainless steel grips provide secure maneuverability for the unit.
- 12-gauge metal caster brackets support additional weight of mounted cooking equipment.
- Six 5" swivel casters with locks on front set and three front leg stabilizers.

Recommended Operating Conditions

- A minimum clearance of 6" is required between the cooking equipment's heating element and the Chef Base worktop.

Drawers

- Heavy duty stainless steel interior / exterior.
- 2.5" thick high density polyurethane insulation.
- Thick gauge, stainless steel drawer frames with low-friction ball bearings.
- Snap-in, heat resistant, magnetic drawer gaskets make cleaning and replacement an easy process.
- High strength, recessed drawer handles.
- NSF certified polycarbonate 4" deep pans (refer to the website for pan configurations).

Temperature Control

- Multi-function digital controller with easy to read LED display.
- Factory preset temperature, 35°F. Temperature setting range from 33°F to 54°F.
- Audible overheat protection alarm for compressor and condenser coil.

Options

- 3" swivel casters with locks.
- 3.5" – 6" height-adjustable and interchangeable legs.



Please visit our website for updated Energy Efficiency information

Ref/ Frz/Dual	Drawers	Max Weight Support (LBS)	# of Pans	Refrigerant	HP	Power V-Hz-Ph	Amps	Crated Weight	Exterior Dimensions		
									L	D	H*
REF	4	1434	1x12	R-290	1/3	115-60-1	2	580 lbs (263kg)	95.5" (2426mm)	32.125" (816mm)	20" (508mm)

(†)Based on evaporating temperature of 23°F (-5°C) & condensing temperature of 131°F (55°C). (►) Product capacity is calculated based on standard industry figures. (✳) Reference plan view for clarification on caster/unit height. If dimensions and capacity are critical, please contact Everest Refrigeration. Blizzard R290 replacement is at the sole discretion of Everest Refrigeration. Specifications subject to change without notice.

CHEF BASE (FOUR DRAWER) SIDE MOUNTED CONDENSING UNIT

ECB Series Model: ECB96D4


DIMENSIONAL DATA

External Dimensions	L	95.5" (2426mm)
	D	32.125" (816mm)
	H*	20" (508mm)
Crated Weight	580 lbs. (263kg)	
Doors/Drawers/Lids	4	
Max Weight Support (LBS)	1434	

STORAGE DATA

Net Capacity Cu. Ft. ▶	
Shelves	-
Barrels	-
20 oz. Bottles	-
12 oz. Bottles	-
12 oz. Cans	-
8" Mugs	-
# of Pans (Top)	-
# of Pans (Drawer)	1x12
Dividers	-
Trays	-

ELECTRICAL DATA

Voltage	115-60-1
Full Load Amperage	2A
Feed Wires with Ground	3
Cord Length	9ft
NEMA Plug Type	 NEMA 5-15P

REFRIGERATION DATA

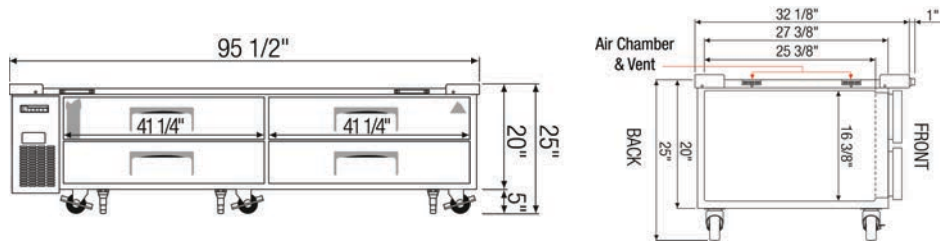
Compressor Mounting	Side
Refrigerant	R-290
Compressor HP	1/3
BTU/HR †	2311

KEY

D	Door	R	Refrigerator
L	Lid	REF	Refrigerator
H	Half Door	F	Freezer
FD	Full Door	FRZ	Freezer
SD	Solid Door	DUAL	REF/FRZ Combo
GD	Glass Door	DR	Drawer

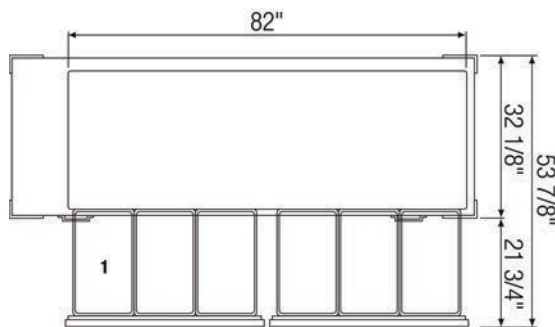
	Elevation	Right	Plan	3D	Back

PLAN VIEW



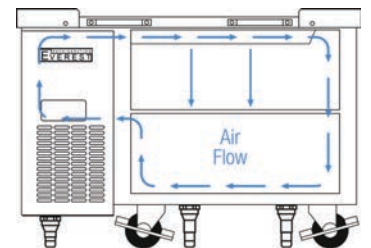
FRONT

SIDE



TOP

AIRFLOW



ACCESSORIES & OPTIONS

Part Number	Description
AJL03-00	Interchangeable Leg for Caster (Optional)
CASA3-02	3" Overall Height Caster Assembly - (3) Front (3) Rear

(†)Based on evaporating temperature of 23°F (-5°C) & condensing temperature of 131°F (55°C). (▶) Product capacity is calculated based on standard industry figures. (✳) Reference plan view for clarification on caster/unit height. If dimensions and capacity are critical, please contact Everest Refrigeration. Blizzard R290 replacement is at the sole discretion of Everest Refrigeration. Specifications subject to change without notice.